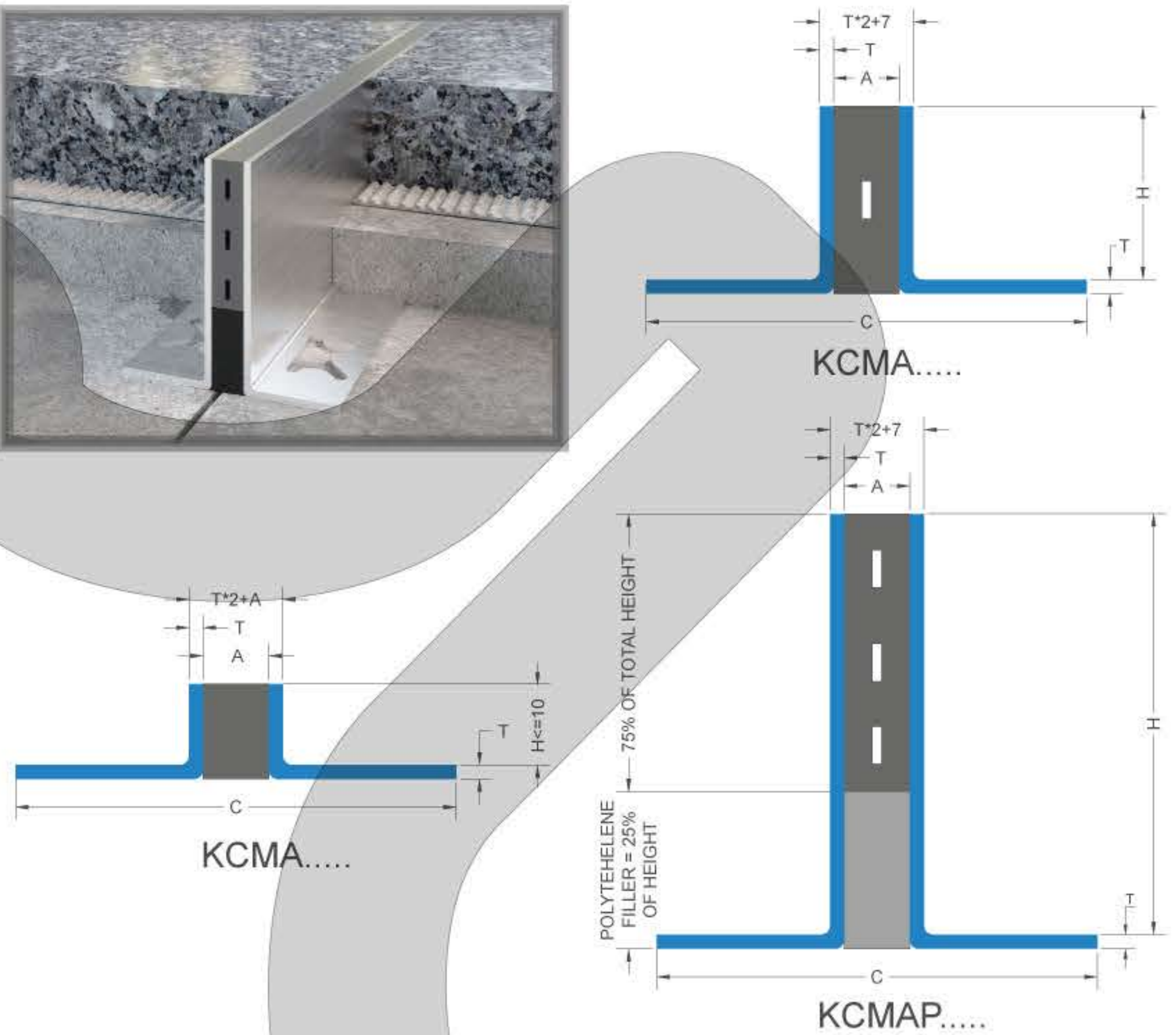


# CONNJUNTO ( SERIES A )

Stainless Steel, Aluminum and Brass  
Floor to Floor

**KALLOS CONNJUNTO ( KCMA )** is an Control joints designed to allow localised movements that arise from drying shrinkage, thermal gain/loss and creep. kallos control joints sigtline insirt is vulcanised neobrene or EPDM. The joint is designed to withstand heavyduty load and frequent traffic, ask kallos sales team for correct selection of control joint.

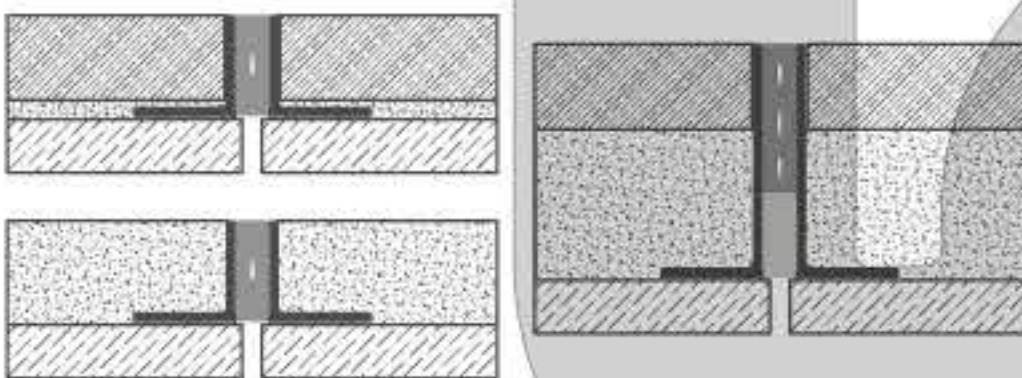


©2021, Copyright reserved by KALLOS Profiles

## Control Joint Dimentions

ARTICLE	HEIGHT H (mm)	THICKNESS T (mm)	SIGHTLINE A (mm)	BLOCKOUT C (mm)	LENGHT/PC (mm)	ORDER CODE
KCMA	10,15,20,25,30 40,60,80,100	01, 1.5, 2.0	04, 07, 10	$40+A+2*T$	2.44	KCMA-H-T-A
KCMAP	40,60,80,100	01, 1.5, 2.0	04, 07, 10	$40+A+2*T$	2.44	KCMAP-H-T-A

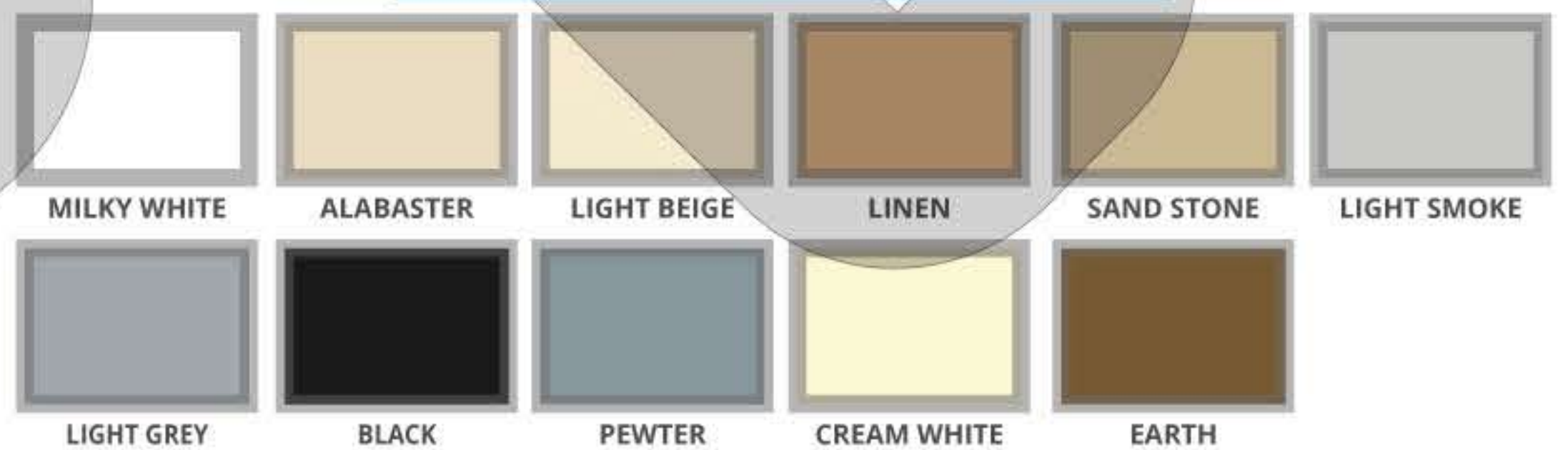
## Laying instructions



- 1 Select KCMA width according to the desired.
- 2 Trowel tile adhesive over the area.
- 3 Press the KCMA profile into place and align on top of the already laid tile.
- 4 Solidly embed the tiles so that the tiled surface is flush with the top of the profile, the profile should not be higher than the tiled surface.
- 5 Fill the joint completely with grout.

- » When ordering specify the metal type - aluminum, stainless steel or brass.
- » When ordering specify the stainless steel grade 304 or 316.
- » When ordering specify the color of sightline.

## Colors



\* Size can be customized, Production upon request, timing and price to be agreed