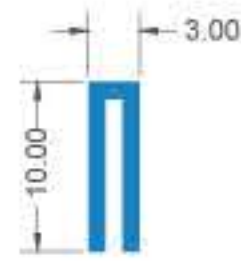


PRO SUELONA

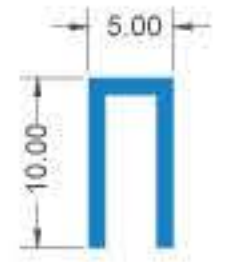
PVD COLORED - Polished and Brushed finish
(stainless steel AISI 304 and 316)

KALLOS PRO SUELONA (KPSSPA) is a channel of Stainless Steel profile offering a generous visible strip reveal of Stainless Steel enhancing the installation. These profiles offer superb resistance to principal chemical and atmospheric agents and are particularly recommended to be used as divider in between different type of finishes in zones such as food processing industries, breweries, dairies, hospitals and external applications and wet area. Its smooth and non-porous surface makes it especially difficult for the adhesion and survival of bacteria and/or other microorganisms.


KALLOS Stainless Steel profiles Supplied with protection film for added protection, before, during and after application - as standard.



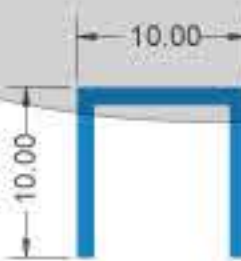
KPSSPA-3



KPSSPA-5



KPSSPA-8



KPSSPA-10

Polished and Brushed PVD Finish Stainless steel


AISI 304 and 316 with protection film - bar length 2.44 meter (W from 3 to 10) and H(10)
*Size can be customized **

ARTICLE	W(mm)	L (m)
KPSSPA-BG-3	3	2.44
KPSSPA-BG-5	5	2.44
KPSSPA-BG-8	8	2.44
KPSSPA-BG-10	10	2.44
KPSSPA-BR-3	3	2.44
KPSSPA-BR-5	5	2.44
KPSSPA-BR-8	8	2.44
KPSSPA-BR-10	10	2.44
KPSSPA-BB-3	3	2.44
KPSSPA-BB-5	5	2.44
KPSSPA-BB-8	8	2.44
KPSSPA-BB-10	10	2.44
KPSSPA-7P-3	3	2.44
KPSSPA-7P-5	5	2.44
KPSSPA-7P-8	8	2.44
KPSSPA-7P-10	10	2.44
KPSSPA-8P-3	3	2.44
KPSSPA-8P-5	5	2.44
KPSSPA-8P-8	8	2.44
KPSSPA-8P-10	10	2.44
KPSSPA-5P-3	3	2.44
KPSSPA-5P-5	5	2.44
KPSSPA-5P-8	8	2.44
KPSSPA-5P-10	10	2.44
KPSSPA-18PZ-3	3	2.44
KPSSPA-18PZ-5	5	2.44
KPSSPA-18PZ-8	8	2.44
KPSSPA-18PZ-10	10	2.44
KPSSPA-19CO-3	3	2.44
KPSSPA-19CO-5	5	2.44
KPSSPA-19CO-8	8	2.44
KPSSPA-19CO-10	10	2.44
KPSSPA-6B-3	3	2.44
KPSSPA-6B-5	5	2.44
KPSSPA-6B-8	8	2.44
KPSSPA-6B-10	10	2.44
KPSSPA-PG-3	3	2.44
KPSSPA-PG-5	5	2.44
KPSSPA-PG-8	8	2.44
KPSSPA-PG-10	10	2.44
KPSSPA-PR-3	3	2.44
KPSSPA-PR-5	5	2.44
KPSSPA-PR-8	8	2.44
KPSSPA-PR-10	10	2.44
KPSSPA-PB-3	3	2.44
KPSSPA-PB-5	5	2.44
KPSSPA-PB-8	8	2.44
KPSSPA-PB-10	10	2.44

Colors



Laying instructions



- 1 Select the profile in the required material and finish.
- 2 Apply the tiles adhesive onto the area of application.
- 3 Lay the KPSSPA profile.
- 4 Continue laying the profiles by aigng the profile flush with the finish.

Advanced Cleaning for Stainless Steel

Discoloration

» Tarnish or Water Stains:

The first stage of corrosion is completely on the surface and is easily removed by most commercial metal polishes. Discoloration will be greater at indoor facilities due to the chlorine vapor trapped in an inside environment.

» Lightning Rusting:

Rust is visible at this stage but little or no pitting has yet occurred. A stronger cleaning agent, such as Simichrome Polish, is required.

» Heavy Rusting:

A deep coat of rust with surface pitting can develop if corrosion has been left unchecked for a long time. For advanced corrosion naval jelly is recommended.

» Surface Restoration:

To remove or reduce pitting damage caused by corrosion has been left unchecked for a long time. Scotchbrite works well for this purpose. Work only in the direction of the existing grain and never use steel wool.

* Size can be customized, Production upon request, timing and price to be agreed